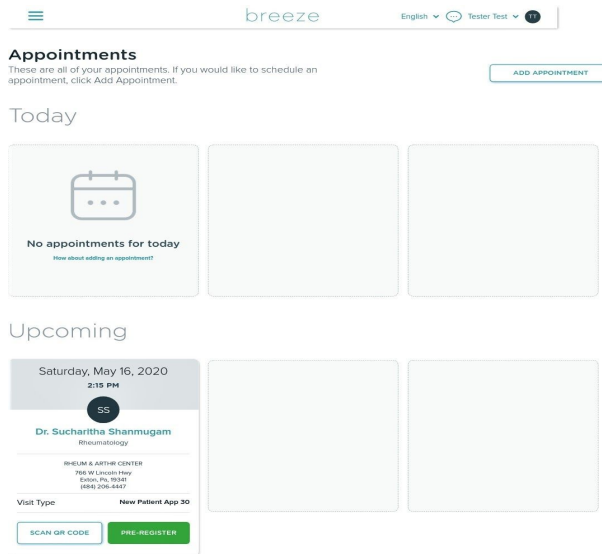


Uploading Insurance Cards to BREEZE

Once you create a login for BREEZE under Upcoming Appointments, select the Pre-Register green button

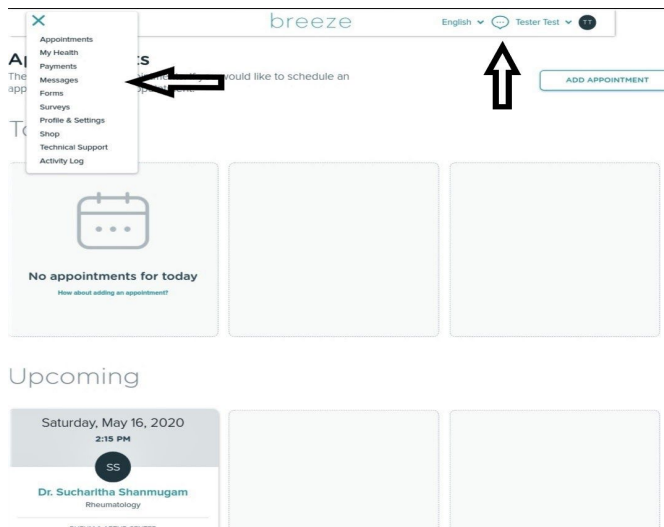


Fill out Consent and Medical History forms

Once completed, you can now send messages with attachments!

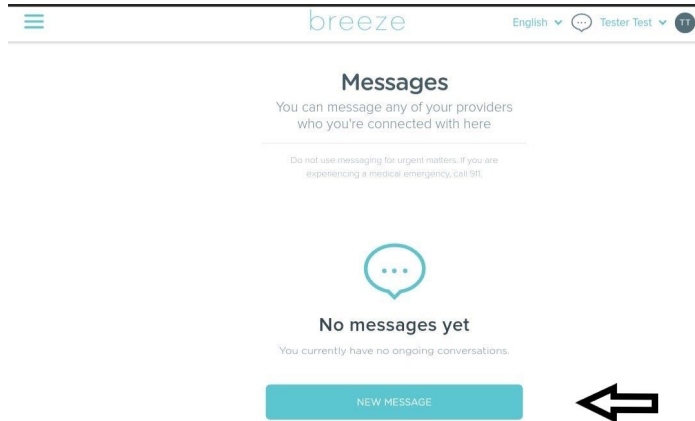
First, take a picture of your Insurance card, front and back.

Next, either click on the Message bubble icon in the top right corner of the portal, or select Messages from the Drop Down menu on the top Left corner



Select "Dr. Shanmugam" as your provider

Click "New Message"



Click the attachment paperclip icon at the bottom of the message box and attach the photos of your insurance card and send the message!

